

TrackCrime

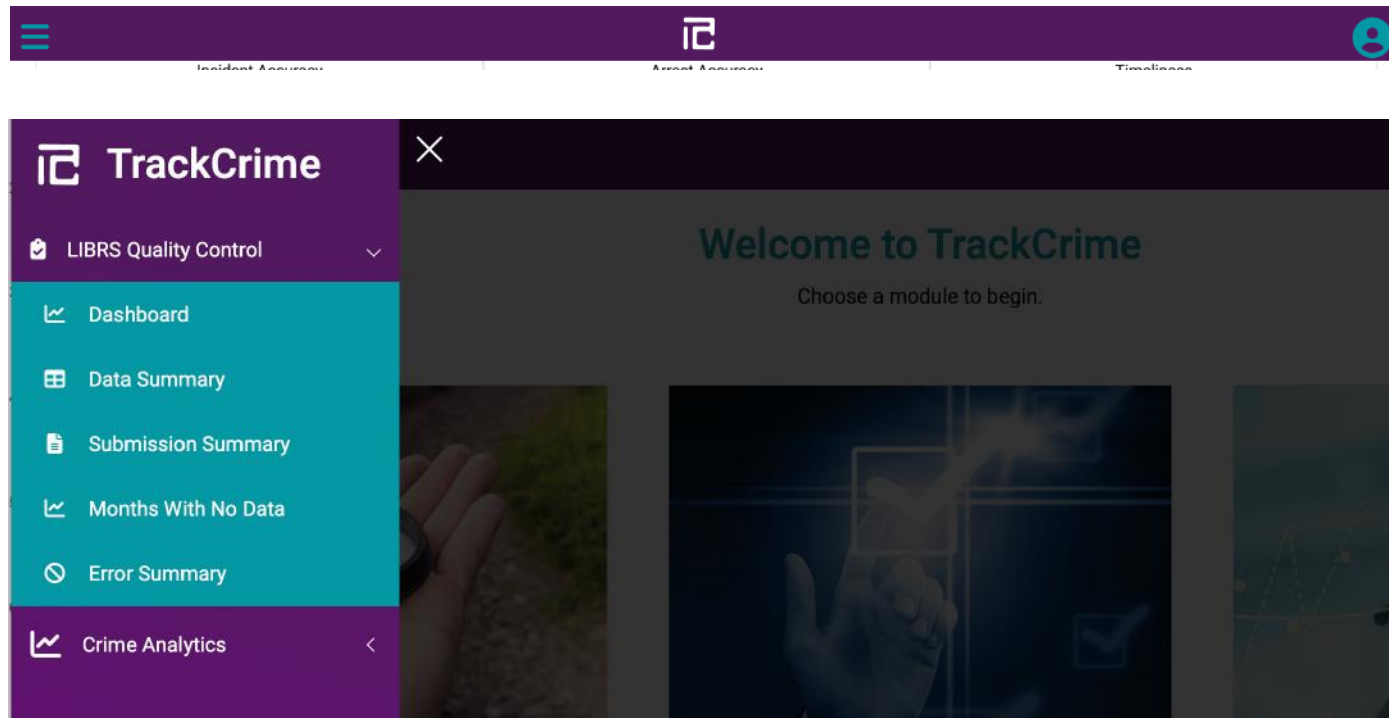
Lesson 2

LIBRS Quality Control for Agency participating in LIBRS program

- Quality Control Dashboard
- Data Summary
- Submission Summary
- Months with no data
- Error Summary

Step 1: Navigate to LIBRS Quality Control Module

Click the menu icon on top left of the TrackCrime screen. The menu will display. The LIBRS Quality Control menu can be expanded to navigate to specific pages.

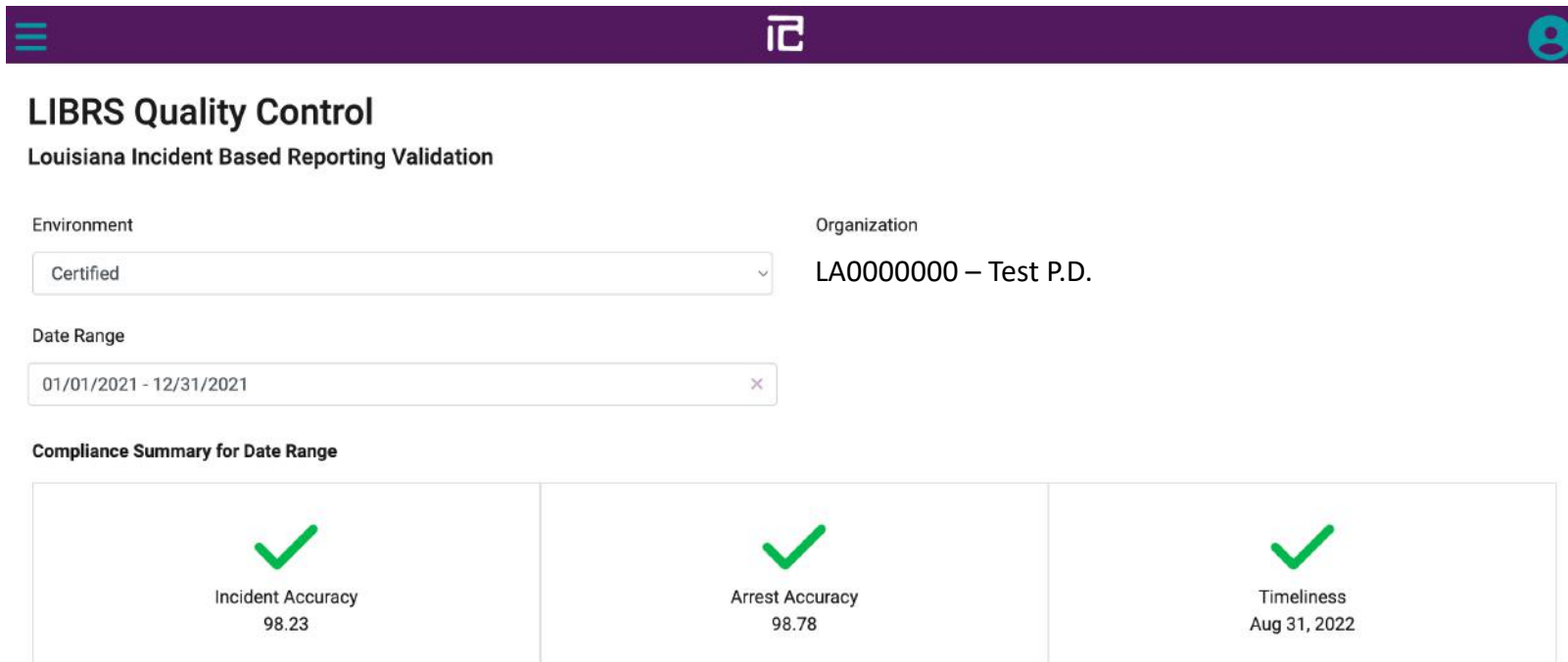


If you do not see the LIBRS Quality Control module, then your account was not granted viewing permissions for this module.




Contact your agency administrator that has access to manage users for your organization or if you are the agency administrator, contact LCLE TrackCrime administrator.

Step 2: Check your Agency Dashboard

At a glance, you can check your agencies compliance status with the LIBRS program. Select a date range like 2021 to see how your agency performed in that time frame. The LIBRS environment is typically used if an agency is being evaluated for certification or getting recertified with the program. This filter allows the agency to see their data in test vs the certified data.



The screenshot shows the LIBRS Quality Control dashboard for Louisiana Incident Based Reporting Validation. It includes filters for Environment (Certified), Organization (LA0000000 – Test P.D.), and Date Range (01/01/2021 - 12/31/2021). The Compliance Summary for Date Range shows three metrics: Incident Accuracy (98.23), Arrest Accuracy (98.78), and Timeliness (Aug 31, 2022), all with green checkmarks indicating compliance.

LIBRS Quality Control		
Louisiana Incident Based Reporting Validation		
Environment	Organization	
Certified	LA0000000 – Test P.D.	
Date Range		
01/01/2021 - 12/31/2021		
Compliance Summary for Date Range		
 Incident Accuracy 98.23	 Arrest Accuracy 98.78	 Timeliness Aug 31, 2022

Step 2: Check your Agency Dashboard – Continued

As you scroll down on the dashboard, you can see accepted and rejected totals and view the most common errors received by your agency for that selected timeframe. The most common errors can help the agency focus on the corrections or indicate a problem with the RMS extraction of certain types of data for the LIBRS Submission.

Totals for date range ⓘ



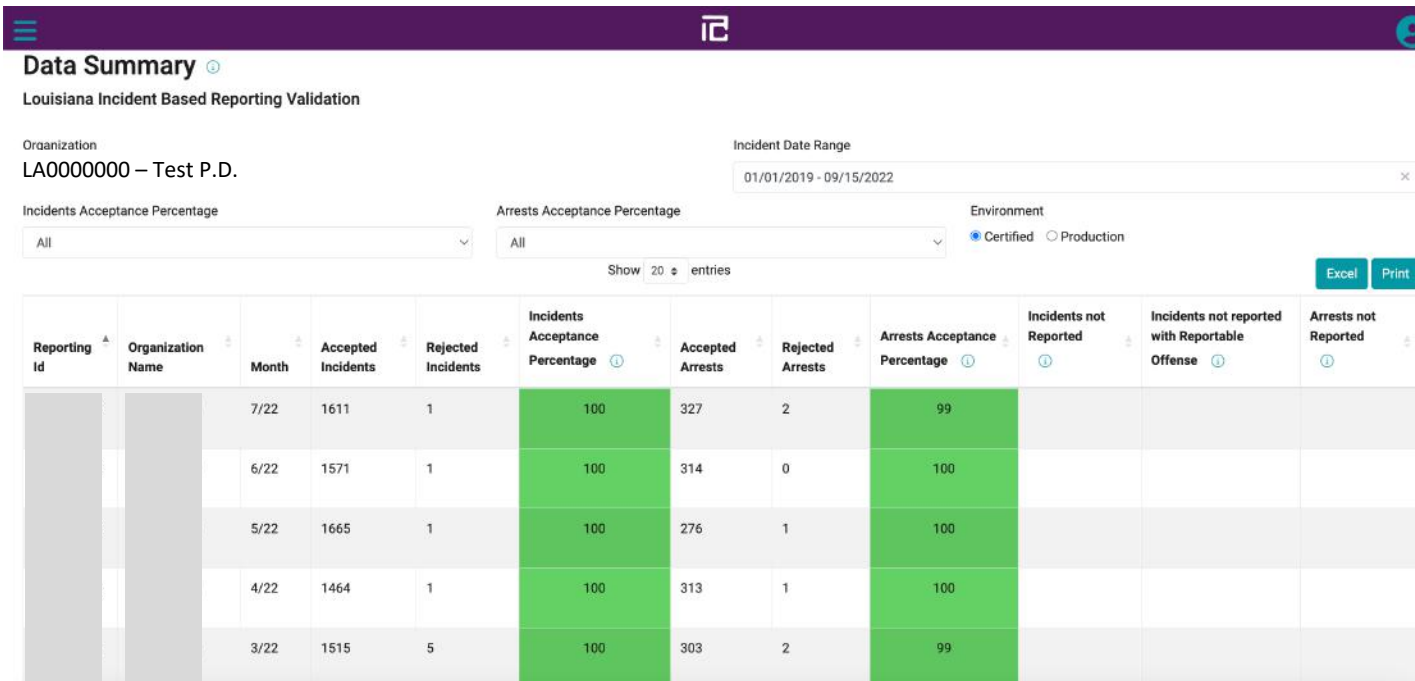
5 Most Occurring Error ⓘ

Incident Count	Error Code	Data Element	Description
226	22075	23 Victim Sequence Number	MUST SUBMIT AN OFFENSE SEGMENT (SEGMENT 20) FOR EACH VICTIM
222	15096	23 Victim Sequence Number,24 Offense Connected to	EACH VICTIM SEQUENCE NUMBER ENTERED MUST HAVE A CORRESPONDING VICTIM SEGMENT
218	20000	C1 Segment Description	MISSING SEGMENT 20 (OFFENSE)
45	10056	2 Incident Number	INCIDENT ALREADY ON FILE--PREVIOUSLY ADDED TO FILE ON [MM/DD/YYYY]
35	13002	21 Estimated Drug Quantity	CONTAINS NON NUMERIC ENTRY

Louisiana Commission on Law Enforcement & Louisiana Sheriffs' Association

Step 3: Check your Data Summary

The Data summary is comparable to the LIBRS Scorecard emailed from LIBRS. However, this screen is showing data in real time and will not be out-of-date. This provides an agency a way to see the accepted/rejected incidents by month that the incident occurred. This screen allows the agency to see if the accepted totals seem in line with the typical number of incidents that occur each month.



Data Summary
Louisiana Incident Based Reporting Validation

Organization: LA0000000 – Test P.D.
Incident Date Range: 01/01/2019 - 09/15/2022

Incidents Acceptance Percentage: All
Arrests Acceptance Percentage: All
Environment: Certified Production

Show 20 entries

Excel Print

Reporting Id	Organization Name	Month	Accepted Incidents	Rejected Incidents	Incidents Acceptance Percentage	Accepted Arrests	Rejected Arrests	Arrests Acceptance Percentage	Incidents not Reported	Incidents not reported with Reportable Offense	Arrests not Reported
		7/22	1611	1	100	327	2	99			
		6/22	1571	1	100	314	0	100			
		5/22	1665	1	100	276	1	100			
		4/22	1464	1	100	313	1	100			
		3/22	1515	5	100	303	2	99			

Step 4: Check your Submission Summary

This page shows an agency if a specific submission file failed. This screen also displays the RMS vendor - version #. This metric can coincide with a change in accuracy. Metrics for deletes and modification can also be viewed. These fields show if the agency is sending edited incidents and arrests correctly.

Submission Summary ⓘ
Louisiana Incident Based Reporting Validation

Organization

LA0000000 – Test P.D.

Submission Processed Date Range

01/01/2019 - 09/15/2022

Environment

Certified

Production

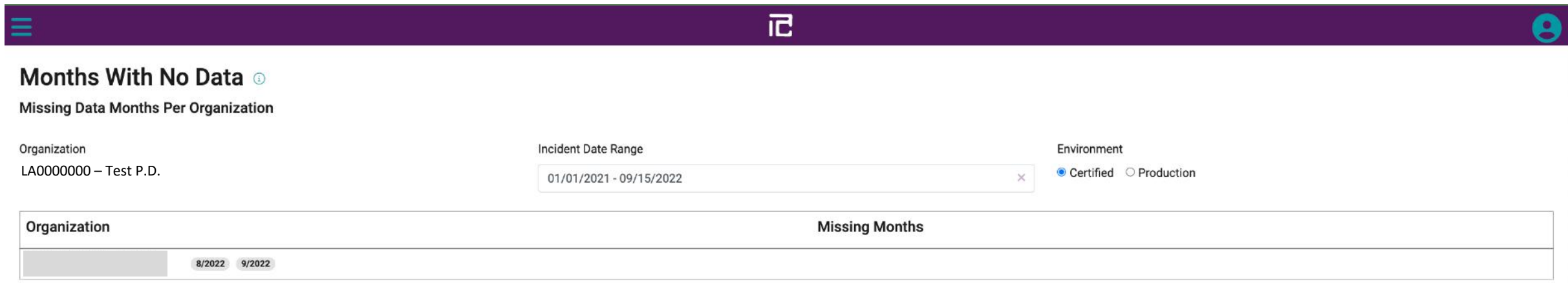
Show 50 entries

[Excel](#) [Print](#)

Reporting Id	Organization Name	Reporting Month	Reporting Year	Processed Date	Report Generated Date	Software - Software Version	Composite Percentage	Accepted Incidents	Rejected Incidents	Accepted Mod Incidents	Rejected Mod Incidents	Accepted Delete Incidents	Rejected Delete Incidents	Accepted Add Arrests	Rejected Add Arrests	Accepted Delete Arrests	Rejected Delete Arrests
JF	JF	10	2020	02/04/2022	01/18/2021	MILES - 1.0	98.77	1068	27	0	0	1095	0	194	25	194	25
JF	JF	11	2020	02/04/2022	01/18/2021	MILES - 1.0	99.09	1078	20	0	0	1096	0	208	20	208	20
JF	JF	12	2020	02/04/2022	01/18/2021	MILES - 1.0	96.58	1129	83	0	0	1212	0	254	8	254	8
JF	JF	1	2021	02/04/2022	02/19/2021	MILES - 1.0	94.57	1097	63	0	0	1	0	250	6	0	0
JF	JF	2	2021	02/04/2022	03/19/2021	MILES - 1.0	99.22	1226	10	0	0	45	0	168	2	9	0

Step 5: Check your Months with No Data

This page shows the agency if they have months with no data in LIBRS based on the incident date range. This could indicate a data quality problem or a timeliness problem. For some small agencies this could be typical, as they may have no crime in certain months.




The screenshot shows the 'Months With No Data' section of the LIBRS Quality Control interface. The page title is 'Months With No Data' with an information icon. Below the title is the subtitle 'Missing Data Months Per Organization'. The filters are: Organization: LA0000000 – Test P.D.; Incident Date Range: 01/01/2021 - 09/15/2022; Environment: Certified (selected) and Production. The table below shows the missing months for the organization.

Organization	Missing Months
LA0000000 – Test P.D.	8/2022, 9/2022

Step 6: Check your Error Summary

This page shows the agency the most common errors or warnings based on a submission time frame. The agency can drill down into the common errors to see more details. Click the icon on the row to see more details.

☰

👤

Error Summary

Louisiana Incident Based Reporting Validation

Organization

LA0000000 – Test P.D.

Submission Date Range

01/01/2022 - 09/15/2022

Violation Level

Errors Warnings

Error Code

Select Error Code

Data Element

Select Data Element

Environment

Certified Production

Show 20 entries

[Excel](#) [Print](#)

Incident Count	Error Code	Data Element	Description
7	10074	P1 Property Sequence Number	PROPERTY RECORD (SEGMENT 30 & 31) MUST EXIST WITH THIS OFFENSE 📘
6	13050	19 Number of Recovered Vehicles	NUMBER OF STOLEN AND NUMBER OF RECOVERED VEHICLES MUST BE LEFT BLANK BASED ON THE OFFENSES AND PROPERTIES SUPPLIE
6	10081	14 Type of Property Loss, P1 Property Sequence Num	THIS PROPERTY LOSS CODE CANNOT EXIST WITH THE OFFENSES SUBMITTED
6	13052	19 Number of Recovered Vehicles	DATA ELEMENTS 15 - 22 MUST BE BLANK WHEN PROPERTY LOSS CODE = 1 OR 8
6	84114	7, 6, 14 AttComp, LRS Number, Type of Property Los	WHEN LRS = 240 AND DE 7 = C', THEN DE 14 MUST HAVE A CODE OF ' 5 ' OR ' 7 ' AND DE 15 & 16 MUST HAVE A VALID CODE.'
4	90007	1 ORI Number	GROUP A ARREST MAY NOT BE SUBMITTED FOR AN INCIDENT CONTAINING ONLY A GROUP B OFFENSE.
1	90018	P1 Property Sequence Number	PROPERTY MUST HAVE A VALID RELATIONSHIP TO AT LEAST ONE OFFENSE
1	84113	7, 6, 14 AttComp, LRS Number, Type of Property Los	WHEN LRS = 23 A - H OR 270 AND DE 7 = C', THEN DE 14 MUST HAVE A CODE OF ' 5 ' OR ' 7 ' AND DE 15 & 16 MUST HAVE A VALID CODE.'

Step 7: From Error Summary - Drill down into the Error Detail

The error details will show the Incident Numbers and incident dates for that type of error. It also shows the offenses involved. This screen is very helpful to see if an agency has a problem with a particular type of crime. In this example, the agency did not send the vehicle details for a few motor vehicle thefts.

☰
ic
👤

Error Incident Details

Louisiana Incident Based Reporting Validation

Organization: LA0000000 – Test P.D.

Submission Date Range: 01/01/2019 - 10/01/2022

Violation Level: Errors Warnings

Error Code: 10074 x

Nibrs Code: Select Nibrs Code

Environment: Certified Production

Show 20 entries Excel Print

Error Code	Description	Organization	Ori	Incident Number	Incident Date	Group A Incident ?	Offenses Involved
10074	PROPERTY RECORD (SEGMENT 30 & 31) MUST EXIST WITH THIS OFFENSE	JEFFERSON PARISH SO	LA0260000	A-08777-21	2021-01-13	Yes	240-Motor Vehicle Theft
10074	PROPERTY RECORD (SEGMENT 30 & 31) MUST EXIST WITH THIS OFFENSE	JEFFERSON PARISH SO	LA0260000	G-05804-22	2022-07-08	Yes	280-Stolen Offenses 35A-Drug/Narcotic Violations
10074	PROPERTY RECORD (SEGMENT 30 & 31) MUST EXIST WITH THIS OFFENSE	JEFFERSON PARISH SO	LA0260000	K-07300-21	2021-11-11	Yes	240-Motor Vehicle Theft
10074	PROPERTY RECORD (SEGMENT 30 & 31) MUST EXIST WITH THIS OFFENSE	JEFFERSON PARISH SO	LA0260000	E-09617-21	2021-05-13	Yes	240-Motor Vehicle Theft
10074	PROPERTY RECORD (SEGMENT 30 & 31) MUST EXIST WITH THIS OFFENSE	JEFFERSON PARISH SO	LA0260000	L-20723-20	2020-12-28	Yes	240-Motor Vehicle Theft
10074	PROPERTY RECORD (SEGMENT 30 & 31) MUST EXIST WITH THIS OFFENSE	JEFFERSON PARISH SO	LA0260000	J-13007-21	2021-10-17	Yes	240-Motor Vehicle Theft
10074	PROPERTY RECORD (SEGMENT 30 & 31) MUST EXIST WITH THIS OFFENSE	JEFFERSON PARISH SO	LA0260000	L-16893-20	2020-12-23	Yes	240-Motor Vehicle Theft

Congrats ! End of Lesson For LIBRS Quality Control Module